




CENTRE SPORTIF

UQAM



CENTRE DE PLEIN AIR DE L'UQAM



CHALET L'ÉRABLIÈRE



VOUS ÊTES ICI




P VISITEURS

P LOCATAIRES



POINT D'EAU



CHALET CHEZ ANDRÉ



100 m




ACCUEIL



CHALET CHEZ PIERRE

95 m

CAMPING DU CANYON



115 m

CANYON

CHEMIN DU LAC-QUENOUILLE

SENTIER D'INTERPRÉTATION

390 m

SENTIER DES CHUTES


360 m

CAMPING DES CHUTES



200 m

BELVÉDÈRE



CHUTES

ACCÈS AU BAS DES CHUTES

415 m

DÉPART DES SENTIERS SUD

RIVIÈRE ARCHAMBAULT